



GENSIZER™

» User Log

Email Address

.....

GO

[Forgot your password](#)

Home



Essential Load Calculator



Whole House Load Calculator



Contact Us



GenSizer™

Load Calculations Engineered Exclusively for:

Customer Name:

All load demands and calculations performed IAW NEC 2008 Article 220.

GenSizer™ requires Internet Explorer 8.0 or higher.

Load Calculation

Enter Total Square Footage of Residence:

3242

Square Footage @ 3 Watts Per FT2
















9,726

Managed?

Enter All Appliances, Motors, and Low Power Factor Loads:

Load

<input type="checkbox"/>	DISHWASHER/DISPOSAL	1,680	
<input type="checkbox"/>	DISHWASHER/DISPOSAL	1,680	
<input type="checkbox"/>	EXHAUST HOOD	1,000	
<input type="checkbox"/>	FREEZER	1,200	
<input type="checkbox"/>	GARBAGE DISPOSAL	540	
<input type="checkbox"/>	GARBAGE DISPOSAL	540	
<input type="checkbox"/>	ICE MAKER	1,200	
<input type="checkbox"/>	MICROWAVE OVEN	1,500	

<input type="checkbox"/>	OVEN	7,000	
<input type="checkbox"/>	RANGE	7,680	
<input type="checkbox"/>	RANGE	7,680	
<input type="checkbox"/>	REFRIGERATOR	1,200	
<input type="checkbox"/>	REFRIGERATOR	1,200	
<input type="checkbox"/>	REFRIGERATOR	1,200	
<input type="checkbox"/>	TRASH COMPACTOR	600	
<input type="checkbox"/>	DRYER	5,000	
<input type="checkbox"/>	DRYER	5,000	
<input type="checkbox"/>	WASHER	1,200	
<input type="checkbox"/>	ELECTRIC CAR CHARGER - 60A	14,400	
<input type="checkbox"/>	GARAGE DOOR OPENER	540	
<input type="checkbox"/>	PUMP - 1/2 HP	575	
<input type="checkbox"/>	RECIRC PUMP	375	
<input type="checkbox"/>	WATER HEATER (GAS)	300	

[+ Add an Appliance](#)




Appliances & Other Loads	63,290
-------------------------------------	---------------

Total Load From Steps 1 & 2 :	73,016
--	--------

1st 10KW @ 100% Demand :	10,000
---------------------------------	--------

Remainder @ 40% Demand :	25,206.40
---------------------------------	-----------

Total General Load:	35,206
----------------------------	---------------

Managed?	System #	Cooling	Load	Heating	Load	
<input type="checkbox"/>	System10	5 TON	5,855	Heat Pump - 30 Amp	7,200	
<input type="checkbox"/>	System11	3 TON AC	3,513	Heat Pump - 30 Amp	7,200	
<input type="checkbox"/>	System12	WINDOW AC - 24,000BTU/HR	3,050	AIR HANDLER BLOWER FAN MANAGED HEAT ELEMENT	500	

[+ Add](#)

SUBTOTAL COOLING:

12,418 SUBTOTAL HEATING:

14,900

Discounted Load:

0

Air Conditioning & Heating

12,418

TOTALS

Total Calculated Load:

Watts: 47,624

Amps: 198.43

Load Management Summary:

Total Managed Load: 0

(At 100% of Load Value)

Total Generator Load: 47,624.40

(Load on generator with discounted
managed load values removed from
total load)

For Help or Questions Contact: gensizer@assurancepower.com