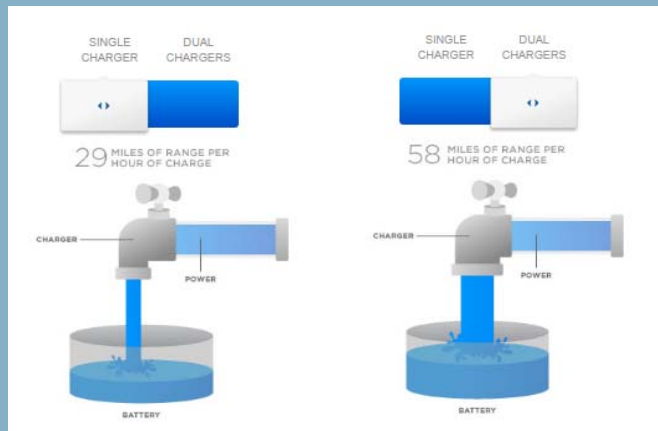


Most of Your Charging Happens at Home

Wake up every morning with a full tank (of electrons)



			VOLTS / AMPS	KILOWATTS	MILES OF RANGE PER HOUR OF CHARGE
	NEMA 5-15	Standard Outlet	110 V / 12 A	1.4 kW	3
	NEMA 5-20	Newer Standard Outlet	110 V / 15 A	1.8 kW	4
	NEMA 14-50	RVs and Campsites	240 V / 40 A	10 kW	29
	NEMA 6-50	Welding Equipment	240 V / 40 A	10 kW	29
	NEMA 10-30	Older Dryers	240 V / 24 A	5.8 kW	17
	NEMA 14-30	Newer Dryers	240 V / 24 A	5.8 kW	17



Dual chargers plus a High-Powered Wall Connector (installed on a 100 amp circuit)





Find charging stations on the PlugShare App and use Tesla's J1772 adapter

J1772 – level 1 (120v) – up to 4 miles/hour
 J1772 – level 2 (240v) – up to 17 miles/hour
 J1772 – level 3 (200-600v??)



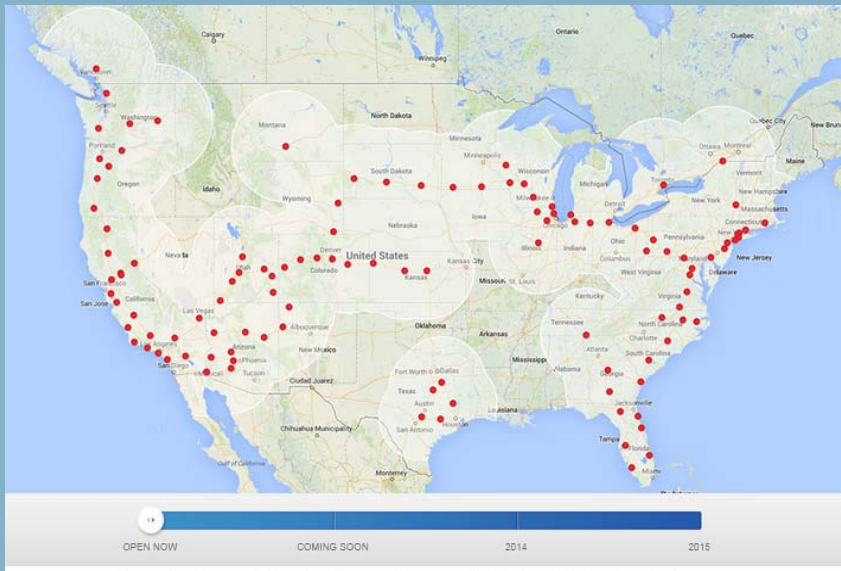
Road Trips

Totally do-able!!

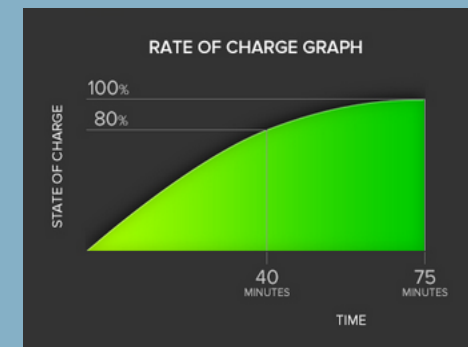
Or use your 14/50 adapter at an RV park for up to 29 miles of range per hour



Or charge for free with SuperChargers, up to 170 miles of range in 30 minutes



The 17" touchpad in the Tesla Model S includes navigation that will direct you to the nearest supercharger



There are currently over 200 superchargers around the world, 115 in NA. By 2016, 98% of the US population and parts of Canada will be covered