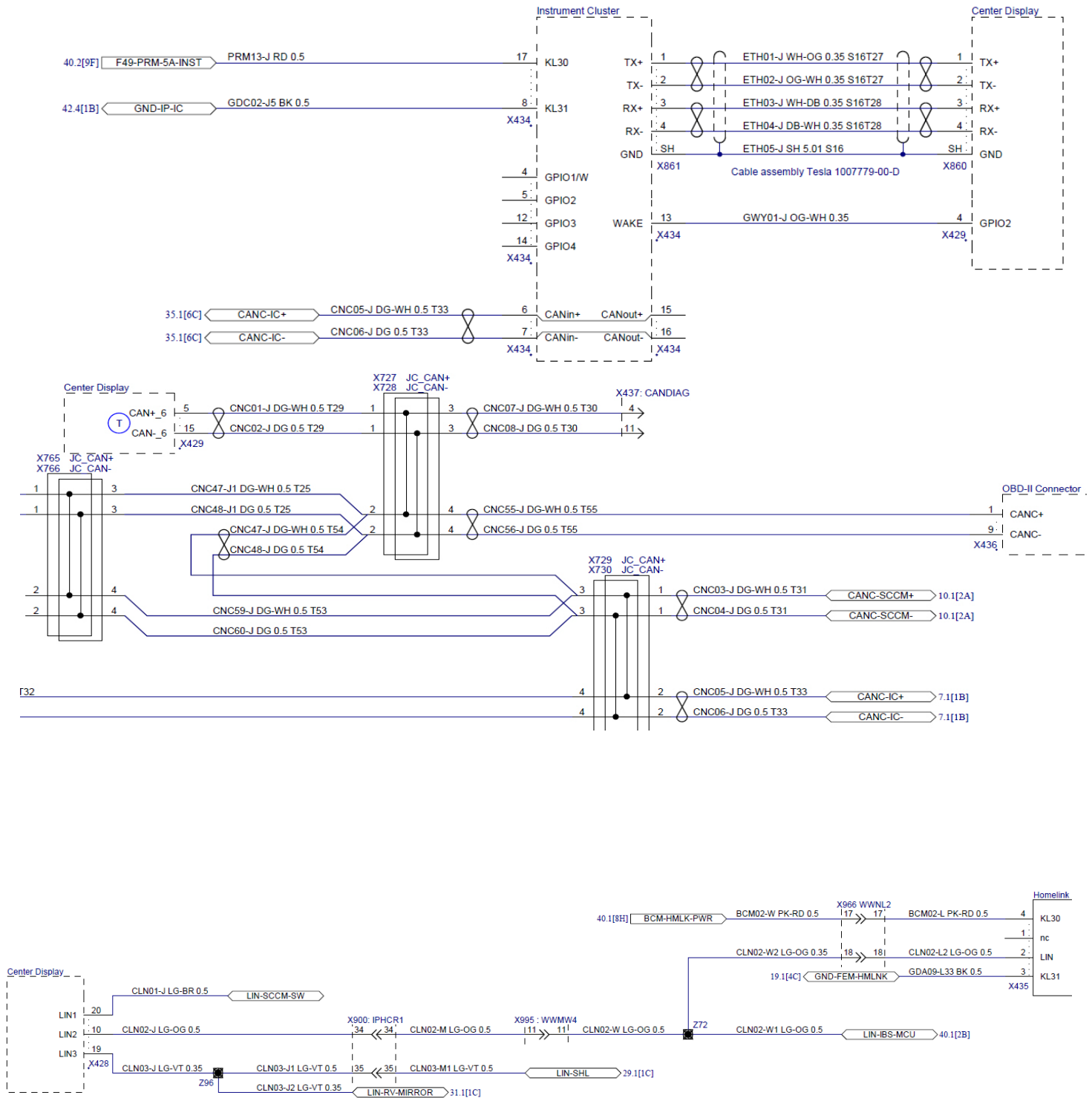


## Center Display MCU und Instrument Cluster IC

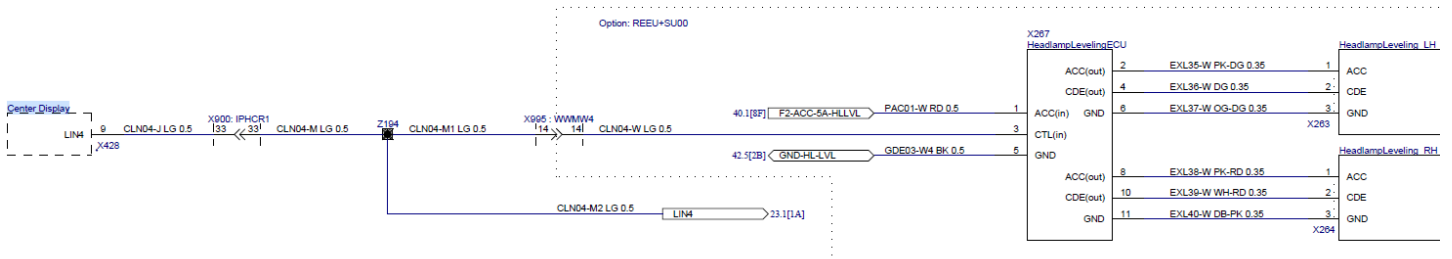
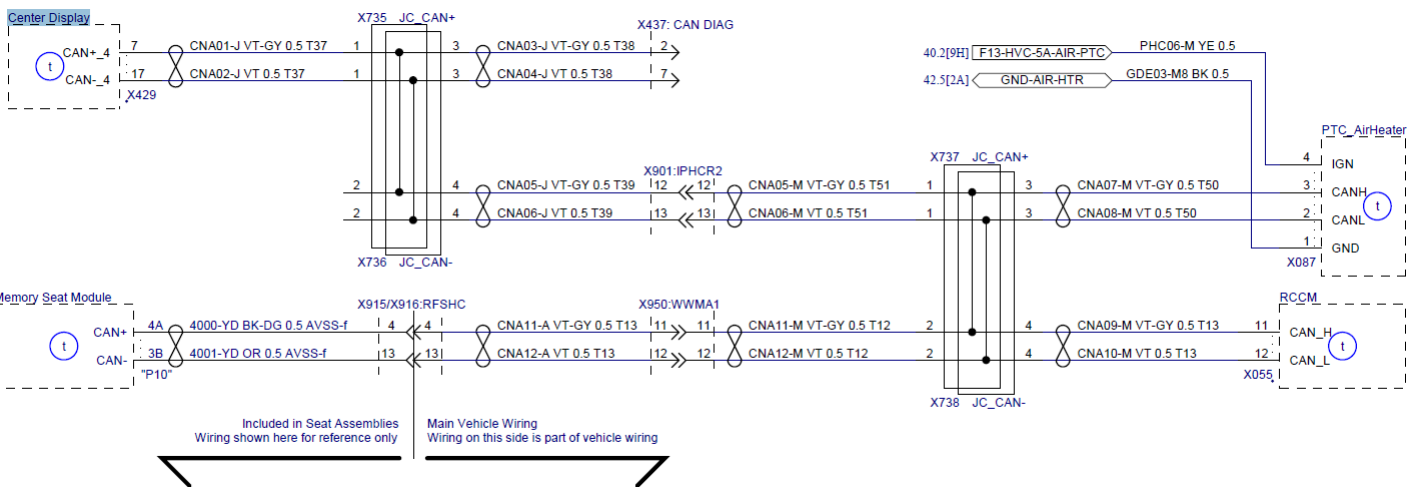

F49 Instrument Cluster  
F50 Siren, Intrusion/Tilt Sensor  
F51 Center Display

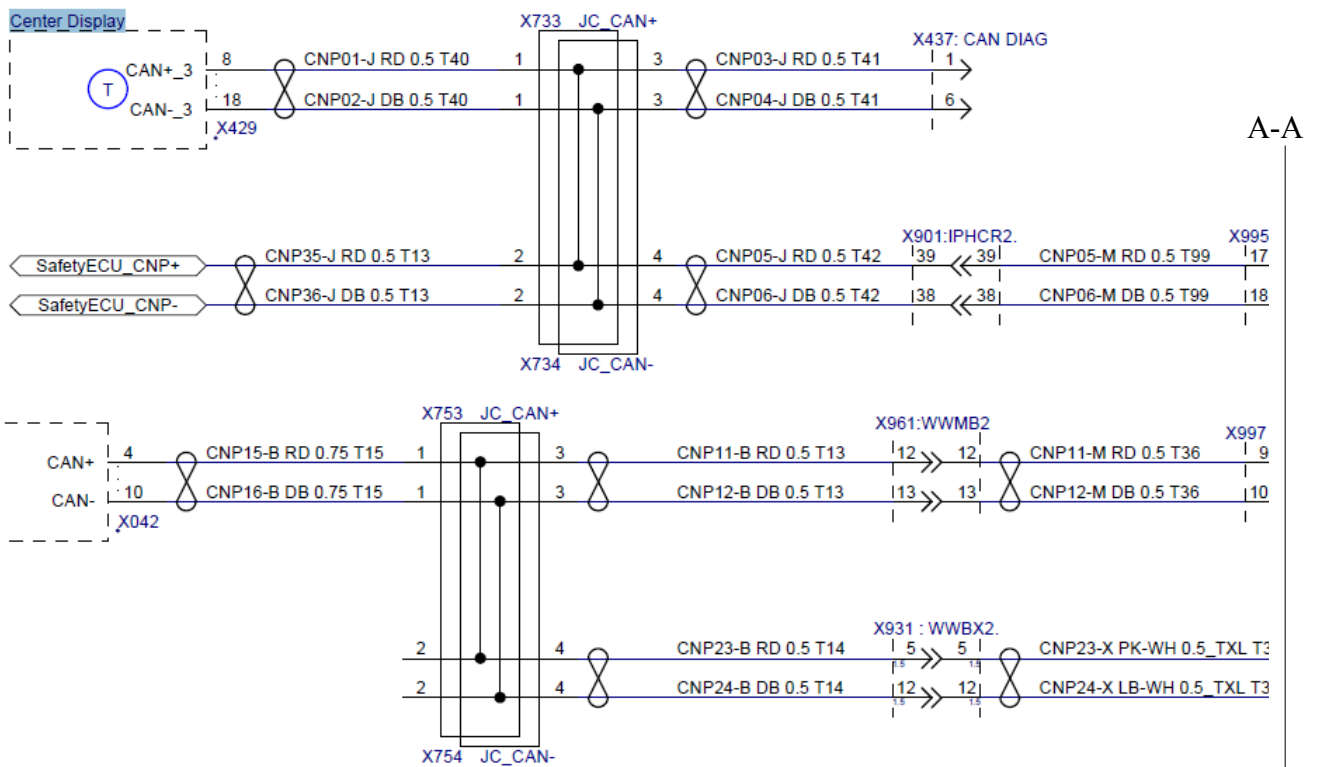
Si: F9 Audio Center Display



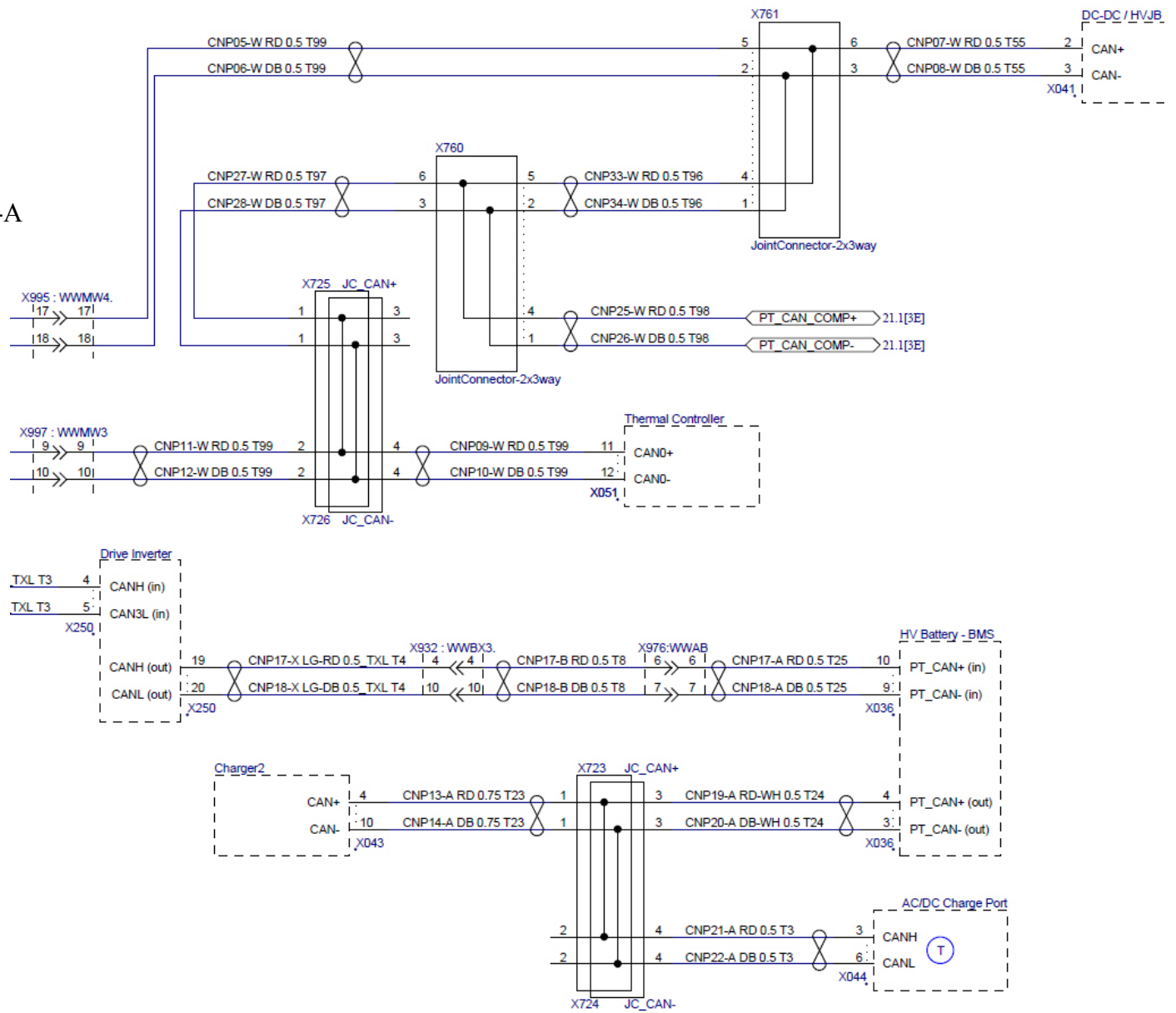
# 4.11 Vehicles

Video Cabling for rear view camera will be purchased as an assembly and taped into harness.

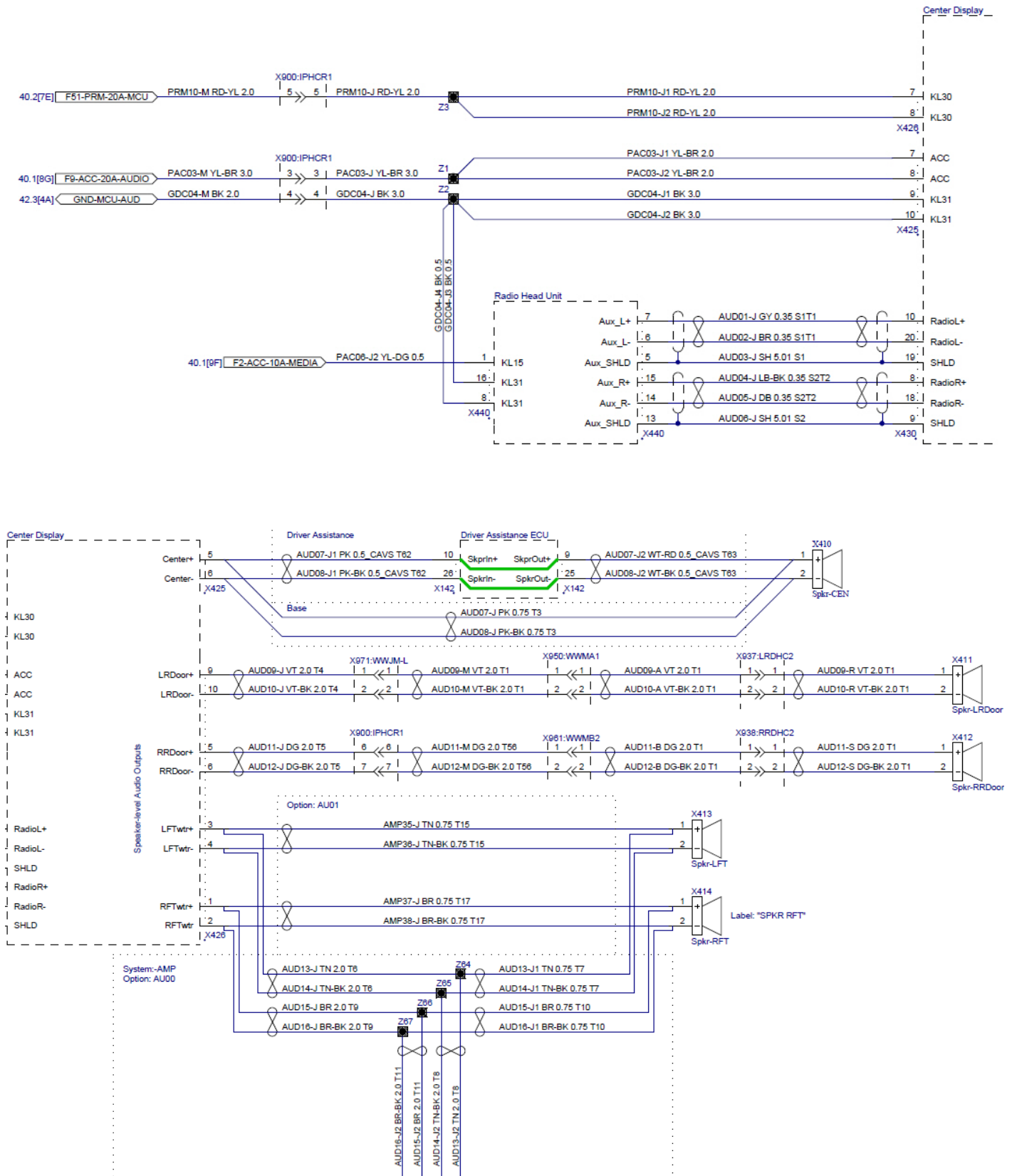




A-A

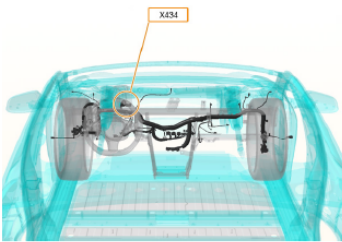


# Spannungsversorgung und Audio



Connector - X434

Description: InstrumentCluster\_Beta



Location: IP Above Steering Wheel

Connector Detail: amp\_1355348-1



Cav	Col	Gauge
8	BK	0.5
13	OG/WH	0.35
17	RD	0.5

amp\_1355348-1

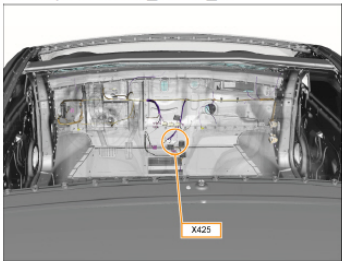
Gender:

Color: Black

Cav	Col	Gauge
6	WH/DG	0.35
7	DG	0.35

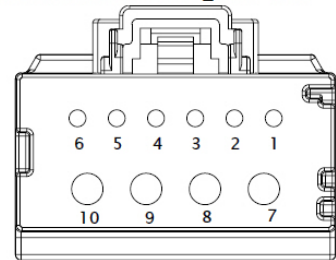
Connector - X425

Description: MCU\_Audio\_J1



Location: IP

Connector Detail: molex\_31372-1000



Cav	Col	Gauge
3	YE	0.75
4	YE/BK	0.75
5	PK	0.5
5	PK	0.75
6	PK/BK	0.75
6	PK/BK	0.5
7	YE/BN	2
8	YE/BN	2
9	BK	3
10	BK	3

molex\_31372-1000

7 + 8 (+12V) F9-ACC-20A-AUDIO

9 + 10: GND !!!!!

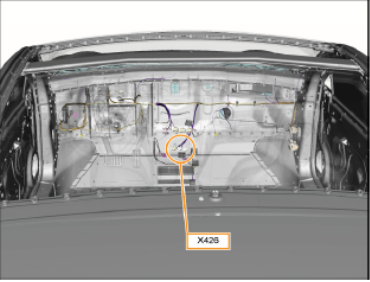
Gender:

Color: Black

Cav	Col	Gauge
1	OG	0.75
2	OG/BK	0.75

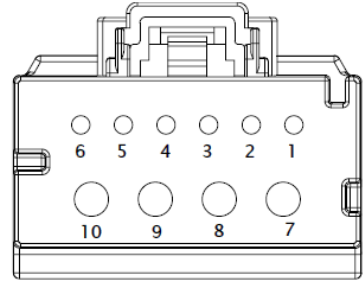
Connector - X426

Description: MCU\_Audio\_J2



Location: IP

Connector Detail: molex\_31372-1100



Gender:

Color: LightGray

Cav	Col	Gauge
1	BN	0.75

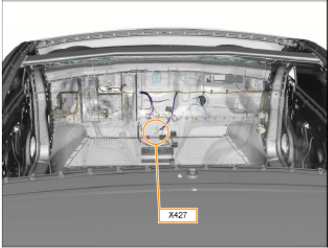
Cav	Col	Gauge
2	BN/BK	2
2	BN/BK	0.75
3	TN	0.75
3	TN	2
4	TN/BK	2
4	TN/BK	0.75
5	DG	2
6	DG/BK	2
7	RD/YE	2
8	RD/YE	2
9	VT	2
10	VT/BK	2

molex\_31372-1100

7 + 8 (+12V)  
F51-PRM-20A-MCU

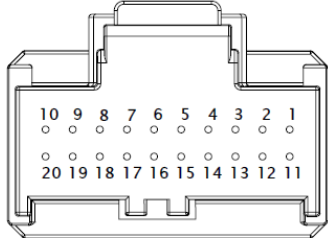
Connector - X427

Description: MCU\_Audio\_J3



Location: IP

Connector Detail: molex\_34729-0203



Gender:

Color: LightGreen

Cav	Col	Gauge
1	GY	0.35
2	SH	5.01

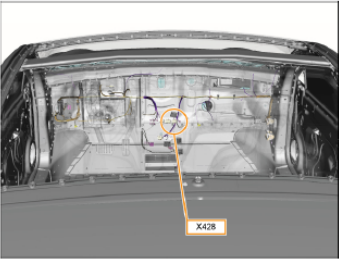
Cav	Col	Gauge
3	LB/BK	0.35
4	WH/DB	0.35
5	PK	0.35
6	SH	5.01
7	WH	0.35
8	WH/BK	0.35
9	WH/BK	0.35
10	SH	5.01
11	BN	0.35
12	SH	5.01
13	DB	0.35
15	PK/BK	0.35
16	SH	5.01
17	YE	0.35
19	DG	0.35

molex\_34729-0203

to Booster Amplifier

Connector - X428

Description: CentDisp\_Main\_J1A



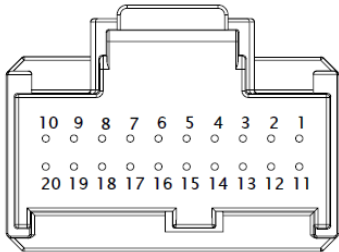
Cav	Col	Gauge
19	LG/VT	0.5
20	LG/BN	0.5

molex\_34729-0200

LIN Bus

Location:

Connector Detail: molex\_34729-0200



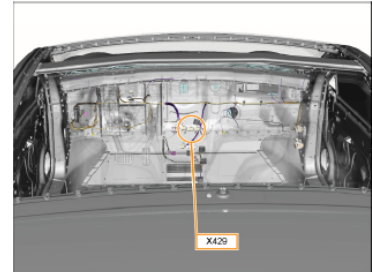
Gender:

Color: Black

Cav	Col	Gauge
9	LG	0.5
10	LG/OG	0.5

Connector - X429

Description: CentDisp\_Main\_J1B

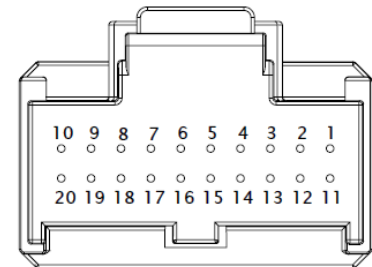


Cav	Col	Gauge
5	WH/DG	0.35
7	VT/GY	0.35
8	WH/RD	0.35
9	WH/BN	0.35
10	RD/WH	0.5
11	WH/DB	0.5
12	OG	0.5
13	DG/VT	0.35
14	RD/OG	0.35
15	DG	0.35
17	GY	0.35
18	RD	0.35
19	TN	0.35
20	DB	0.5

molex\_34729-0201

Location: IP Center Stack

Connector Detail: molex\_34729-0201



Gender:

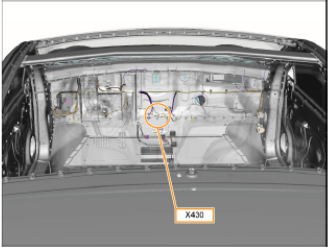
Color: LightGray

Cav	Col	Gauge
2	YE/DG	0.5
4	OG/WH	0.35



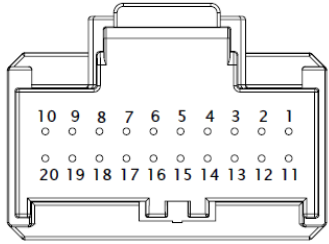
Connector - X430

Description: CentDisp\_Main\_J1C



Location: IP - CENTER STACK

Connector Detail: molex\_34729-0202



Gender:

Color: Brown

Cav	Col	Gauge
5	WH	0.35
6	SH	5.01

Cav	Col	Gauge
7	PK	0.35
8	LB/BK	0.35
9	SH	5.01
10	GY	0.35
15	YE	0.35
16	SH	5.01
17	PK/BK	0.35
18	DB	0.35
19	SH	5.01
20	BN	0.35

molex\_34729-0202

